



Dixon Montessori Charter School

2023-24 July Budget



Dixon Montessori Charter School

2023-24 July Budget - Summary Analysis



SUMMARY OF RESULTS

This 2023-24 July Budget update projects a budget surplus of \$275,948.

This is an decrease of (\$88,368) from the prior 2022-23 Estimated Actuals projected surplus of \$364,315.

This will allow Dixon Montessori Charter School to end this fiscal year with a balance of \$2,829,268, which is 50.1% of annual expenditures.

CASH FLOW

Operating cash flow is projected to remain positive throughout the next two fiscal years, as shown in the attached monthly cash flow schedule.

The lowest projected ending cash balance this coming fiscal year is \$1,448,807, which represents 94 days of operating costs on average.

The June 30 ending cash balance this coming fiscal year is projected to be \$2,335,230, which represents 152 days of average operating costs.

This cash flow takes into account all currently projected impacts on cash flow at the time of this budget approval.

SIGNIFICANT CHANGES IN REVENUE (Total Change from Prior = increase of \$498,233, or 9.2% of prior revenues)

LCFF Entitlement: These "Local Control Funding Formula" revenues are the primary funding source for the school.

LCFF Entitlement projected revenues are \$340,754 higher than in the prior cycle, due to an increase in anticipated COLA.

Federal Revenues: This consists of one-time federal stimulus (ESSER), Title I-IV (ESSA), federal special education (IDEA), and federal food programs (NSLP).

Federal Revenues are projected at (\$163,085) lower than in the prior year due to the school using all ESSER funds by end of FY22-23.

Other State Revenues: These are the non-LCFF state revenues such as Lottery, ELOP, and one-time block grants such as Arts & Music and Learning Recovery.

Other State Revenues are projected at \$324,906 higher than in the prior year due to ELOP, Arts, Music, & Instructional Materials funds as well as Learning Recovery Emergency Block Grant funds.

Other Local Revenues: This category is primarily fundraising revenue, but includes any non-LCFF local revenue sources.

Other Local Revenues are projected at (\$4,342) lower than in the prior year.

SIGNIFICANT CHANGES IN EXPENSES (Total Change from Prior = increase of \$586,600, or 11.6% of prior expenses)

Salaries and Benefits: This includes all employee pay, plus benefits such as retirement, healthcare, Medicare, Social Security, etc.

Salaries and Benefits costs are \$587,558 higher than in the prior year, reflecting budget and staffing adjustments.

Books & Supplies: This category includes textbooks, computers, supplies, and other instructional and non-instructional materials and equipment.

Books & Supplies costs are projected at (\$10,893) lower than in the prior year.

Services & Operating Expenses: These include all contracted services as well as travel, insurance, rent, legal costs, and other service-related expenses.

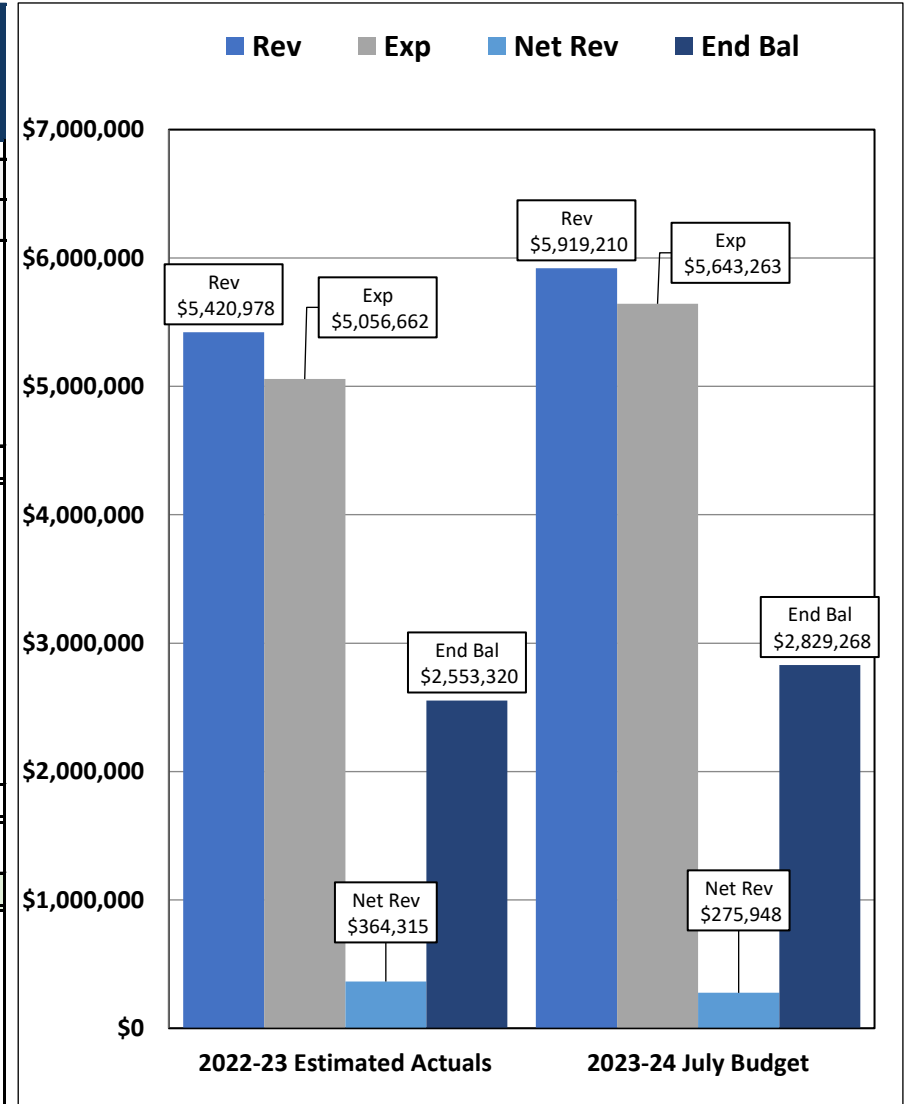
Services & Operating costs are projected to be \$10,922 higher than in the prior year.

Depreciation, Capital Outlay, and Other Outgo: This category includes depreciation on fixed assets and interest on long-term debt.

These costs are projected at (\$986) lower than in the prior, reflecting updated depreciation and interest expense projections.

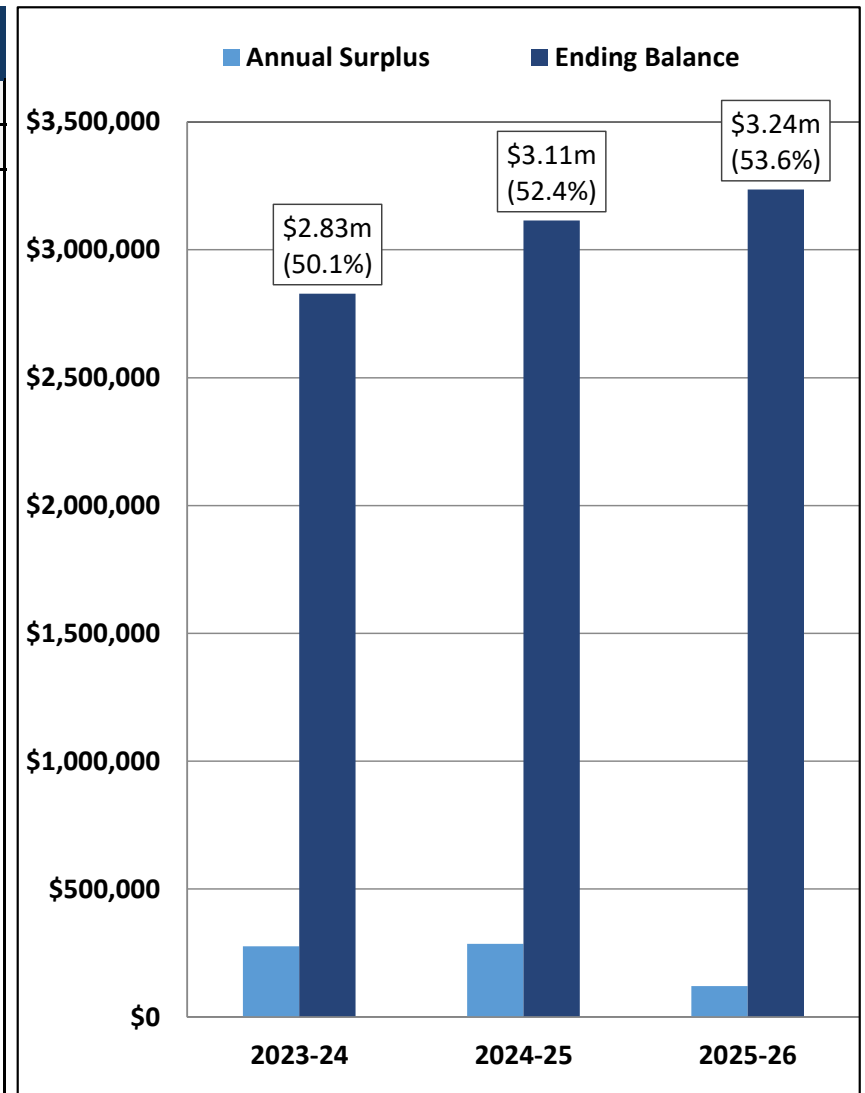
Dixon Montessori Charter School
2023-24 July Budget
BUDGET SUMMARY

	2022-23 Estimated Actuals	2023-24 July Budget	Change
Projected Enrollment:	442	442	-
Projected P-2 ADA:	427.91	424.32	(3.59)
Revenues:			
General Purpose Entitlement	\$ 4,501,263	\$ 4,842,017	\$ 340,754
Federal Revenue	274,725	111,640	(163,085)
Other State Revenue	522,648	847,553	324,906
Other Local Revenue	122,342	118,000	(4,342)
TTL Revenues	\$ 5,420,978	\$ 5,919,210	\$ 498,233
Expenditures:			
Certificated Salaries	\$ 2,244,140	\$ 2,542,655	\$ 298,515
Non-Certificated Salaries	672,248	789,299	117,051
Benefits	975,872	1,147,863	171,992
Books/Supplies/Materials	222,271	211,378	(10,893)
Services/Operations	923,981	934,903	10,922
Capital Outlay	18,150	17,164	(986)
Other Outgo	-	-	-
TTL Expenditures	\$ 5,056,662	\$ 5,643,263	\$ 586,600
Net Revenues	\$ 364,315	\$ 275,948	\$ (88,368)
Beginning Balance July 1	\$ 2,189,005	\$ 2,553,320	
Ending Balance June 30	\$ 2,553,320	\$ 2,829,268	
Ending Balance as % of Exp:	50.5%	50.1%	



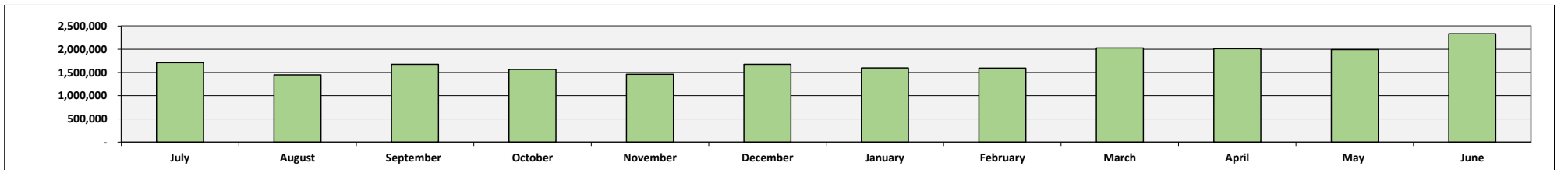
Dixon Montessori Charter School
2023-24 July Budget
MULTI-YEAR PROJECTION SUMMARY

	2023-24	2024-25	2025-26
Projected Enrollment:	442	442	442
Projected P-2 ADA:	424.32	424.32	424.32
Revenues:			
General Purpose Entitlement	\$ 4,842,017	\$ 5,032,692	\$ 5,198,074
Federal Revenue	111,640	114,989	118,439
Other State Revenue	847,553	964,023	714,207
Other Local Revenue	118,000	121,540	125,186
TTL Revenues	\$ 5,919,210	\$ 6,233,245	\$ 6,155,906
Expenditures:			
Certificated Salaries	\$ 2,542,655	\$ 2,618,935	\$ 2,697,503
Non-Certificated Salaries	789,299	812,978	837,368
Benefits	1,147,863	1,207,660	1,248,914
Books/Supplies/Materials	211,378	290,719	232,491
Services/Operations	934,903	1,000,396	1,001,595
Capital Outlay	17,164	17,164	17,164
Other Outgo	-	-	-
TTL Expenditures	\$ 5,643,263	\$ 5,947,853	\$ 6,035,034
Net Revenues	\$ 275,948	\$ 285,392	\$ 120,872
Beginning Balance July 1	\$ 2,553,320	\$ 2,829,268	\$ 3,114,660
Ending Balance June 30	\$ 2,829,268	\$ 3,114,660	\$ 3,235,532
Ending Balance as % of Exp.:	50.1%	52.4%	53.6%



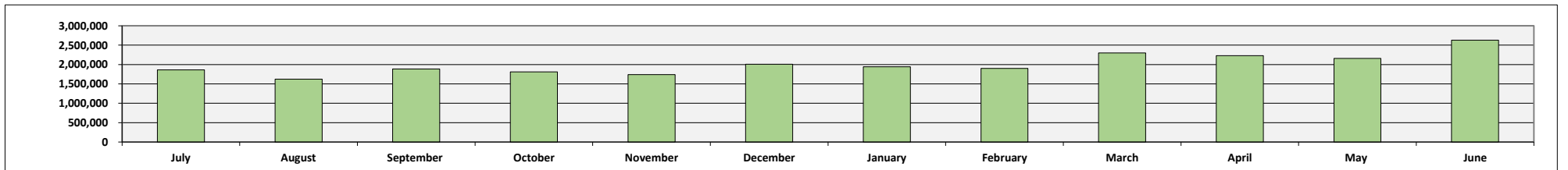
Dixon Montessori Charter School
2023-24 July Budget
2023-24 Projected Monthly Cash Flow Statement

Description	2023-24 July Budget	July	August	September	October	November	December	January	February	March	April	May	June	Accruals	Total For Year
BEGINNING CASH		1,891,769	1,710,287	1,448,807	1,674,310	1,565,508	1,461,109	1,675,483	1,596,766	1,594,081	2,029,452	2,011,275	1,993,098	2,335,230	1,891,769
CASH INFLOWS															
REVENUES															
LCFF State Aid	2,169,374	94,801	94,801	170,641	170,641	170,641	170,641	170,641	225,313	225,313	225,313	225,313	225,313	-	2,169,374
Education Protection Account	1,324,910	-	-	308,658	-	-	308,658	-	-	353,797	-	-	353,797	-	1,324,910
In-Lieu-Of Property Taxes	1,347,733	-	81,548	163,096	108,731	108,731	108,731	108,731	108,731	186,478	93,239	93,239	93,239	93,239	1,347,733
Federal Revenues	111,640	-	-	13,955	7,443	7,443	13,955	7,443	7,443	13,955	7,443	7,443	13,955	11,164	111,640
Other State Revenues	847,553	37,038	37,038	66,668	66,668	66,668	66,668	66,668	88,028	88,028	88,028	88,028	88,028	-	847,553
Other Local Revenues	118,000	9,077	9,077	9,077	9,077	9,077	9,077	9,077	9,077	9,077	9,077	9,077	9,077	9,077	118,000
TTL CASH INFLOWS	5,919,210	140,915	222,463	732,095	362,560	362,560	677,730	362,560	438,591	876,648	423,100	423,100	783,409	113,480	5,919,210
EXPENDITURES															
All Certificated Salaries	2,542,655	101,706	206,720	206,720	206,720	206,720	206,720	206,720	206,720	206,720	206,720	206,720	206,720	167,030	2,542,655
All Classified Salaries	789,299	49,331	61,664	61,664	61,664	61,664	61,664	61,664	61,664	61,664	61,664	61,664	61,664	61,664	789,299
All Benefits	1,147,863	52,033	92,459	92,459	92,459	92,459	92,459	92,459	92,459	92,459	92,459	92,459	92,459	78,785	1,147,863
All Materials & Supplies	211,378	26,422	30,197	52,844	17,615	13,211	9,608	9,608	9,608	9,608	9,608	9,608	9,608	3,832	211,378
All Services and Operations	934,903	70,826	70,826	70,826	70,826	70,826	70,826	70,826	70,826	70,826	70,826	70,826	70,826	84,991	934,903
All Capital Outlay/Depreciation	17,164	-	-	-	-	-	-	-	-	-	-	-	-	17,164	17,164
All Other Outgo	-	-	-	-	-	-	-	-	-	-	-	-	-	-	-
TTL CASH OUTFLOWS	5,643,263	300,318	461,865	484,513	449,283	444,880	441,277	441,277	441,277	441,277	441,277	441,277	441,277	413,466	5,643,263
NET REVENUES	275,948														275,948
Accounts Receivable (net change)															-
Accounts Payable (net change)		(22,079)	(22,079)	(22,079)	(22,079)	(22,079)	(22,079)	(22,079)							(132,473)
Fixed Asset Acquisitions															-
Other Cash Inflows/Outflows															-
NET INFLOWS/OUTFLOWS		(22,079)	(22,079)	(22,079)	(22,079)	(22,079)	(22,079)	-	-	-	-	-	-	-	(132,473)
ENDING CASH BALANCE		1,710,287	1,448,807	1,674,310	1,565,508	1,461,109	1,675,483	1,596,766	1,594,081	2,029,452	2,011,275	1,993,098	2,335,230		
Days Cash On Hand		111	94	109	102	95	109	104	103	132	130	129	152		



Dixon Montessori Charter School
2023-24 July Budget
2024-25 Projected Monthly Cash Flow Statement

Description	2024-25 Budget	July	August	September	October	November	December	January	February	March	April	May	June	Accruals	Total For Year
BEGINNING CASH		2,335,230	1,861,586	1,622,530	1,888,103	1,810,285	1,738,524	2,009,653	1,942,847	1,900,336	2,298,439	2,229,333	2,160,227	2,628,424	2,335,230
CASH INFLOWS															
REVENUES															
LCFF State Aid	2,254,802	108,469	108,469	195,244	195,244	195,244	195,244	195,244	195,244	173,281	173,281	173,281	346,561	-	2,254,802
Education Protection Account	1,377,084	-	-	331,228	-	-	331,228	-	-	357,315	-	-	357,315	-	1,377,084
In-Lieu-Of Property Taxes	1,400,806	-	80,864	161,728	107,819	107,819	107,819	107,819	107,819	206,374	103,187	103,187	103,187	103,187	1,400,806
Federal Revenues	114,989	-	-	14,374	7,666	7,666	14,374	7,666	7,666	14,374	7,666	7,666	14,374	11,499	114,989
Other State Revenues	964,023	42,127	42,127	75,829	75,829	75,829	75,829	75,829	100,124	100,124	100,124	100,124	100,124	-	964,023
Other Local Revenues	121,540	9,349	9,349	9,349	9,349	9,349	9,349	9,349	9,349	9,349	9,349	9,349	9,349	9,349	121,540
TTL CASH INFLOWS	6,233,245	159,945	240,809	787,751	395,907	395,907	733,842	395,907	420,202	860,816	393,607	393,607	930,910	124,035	6,233,245
EXPENDITURES															
All Certificated Salaries	2,618,935	104,757	212,922	212,922	212,922	212,922	212,922	212,922	212,922	212,922	212,922	212,922	212,922	172,041	2,618,935
All Classified Salaries	812,978	50,811	63,514	63,514	63,514	63,514	63,514	63,514	63,514	63,514	63,514	63,514	63,514	63,514	812,978
All Benefits	1,207,660	54,743	97,275	97,275	97,275	97,275	97,275	97,275	97,275	97,275	97,275	97,275	97,275	82,890	1,207,660
All Materials & Supplies	290,719	36,340	41,531	72,680	24,227	18,170	13,215	13,215	13,215	13,215	13,215	13,215	13,215	5,270	290,719
All Services and Operations	1,000,396	75,788	75,788	75,788	75,788	75,788	75,788	75,788	75,788	75,788	75,788	75,788	75,788	90,945	1,000,396
All Capital Outlay/Depreciation	17,164	-	-	-	-	-	-	-	-	-	-	-	-	17,164	17,164
All Other Outgo	-	-	-	-	-	-	-	-	-	-	-	-	-	-	-
TTL CASH OUTFLOWS	5,947,853	322,439	491,030	522,178	473,725	467,668	462,713	462,713	462,713	462,713	462,713	462,713	462,713	431,823	5,947,853
	285,392														285,392
Accounts Receivable (net change)		102,316	11,164	-											113,480
Accounts Payable (net change)		(413,466)													(413,466)
Fixed Asset Acquisitions		-													-
Other Cash Inflows/Outflows															
NET INFLOWS/OUTFLOWS		(311,150)	11,164	-	-	-	-	-	-	-	-	-	-	-	(299,986)
ENDING CASH BALANCE		1,861,586	1,622,530	1,888,103	1,810,285	1,738,524	2,009,653	1,942,847	1,900,336	2,298,439	2,229,333	2,160,227	2,628,424		
Days Cash On Hand		115	100	116	111	107	124	120	117	141	137	133	162		



Dixon Montessori Charter School
2023-24 July Budget
BUDGET DETAIL & PRIOR YEAR COMPARISON

Description	2022-23 Estimated Actuals	2023-24 July Budget	Change From Prior Cycle	Notes/Comments
Enrollment (CALPADS)	442	442	-	
Average Daily Attendance (P-2)	427.91	424.32	(3.59)	
REVENUES				
General Purpose Entitlement				
8011 General Purpose Block Grant	1,896,014	2,169,374	273,360	
8012 Education Protection Account	1,234,632	1,324,910	90,278	
8019 Prior Year Corrections/Adjustments	11,481	-	(11,481)	
8096 Funding in Lieu of Property Taxes	1,359,136	1,347,733	(11,403)	
TTL General Purpose Entitlement	4,501,263	4,842,017	340,754	
Federal Revenue				
8181 Federal IDEA SpEd Revenue	48,230	60,937	12,707	
8290 Other Federal Revenue	226,495	50,703	(175,792)	
TTL Federal Revenue	274,725	111,640	(163,085)	One-time ESSER funds completely used by end of FY2022-23.
Other State Revenue				
8311 AB602 State SpEd Revenue	337,504	368,336	30,832	
8550 Mandated Cost Reimbursements	7,295	8,494	1,199	
8560 State Lottery Revenue	101,004	104,991	3,987	
8590 Other State Revenue	76,845	365,732	288,888	
TTL Other State Revenue	522,648	847,553	324,906	Addition of ELOP, AMIM, and LREBG.
Other Local Revenue				
8634 EDP/Extra Meal Fees	35,000	44,000	9,000	
8660 Interest Income	24,000	24,000	-	
8699 Other Revenue	63,342	50,000	(13,342)	
TTL Other Local Revenue	122,342	118,000	(4,342)	
TTL REVENUES	5,420,978	5,919,210	498,233	
EXPENDITURES				
1000 - Certificated Salaries				
1100 Teacher Compensation	1,681,044	1,936,904	255,860	
1130 Substitute Teacher Compensation	8,125	40,707	32,582	
1150 Teacher Stipends/Extra Duty	47,508	16,530	(30,978)	
1200 Student Support	86,468	91,515	5,047	
1250 Support Stipends/Extra Duty	1,000	-	(1,000)	
1300 Certificated Administrators	417,994	456,999	39,004	
1350 Administrator Stipends/Extra Duty	2,000	-	(2,000)	
TTL Certificated Salaries	2,244,140	2,542,655	298,515	
2000 - Non - Certificated Salaries				
2100 Instructional Aides	271,668	346,867	75,200	
2130 Classified Substitutes	3,800	42,526	38,726	

Dixon Montessori Charter School
2023-24 July Budget
BUDGET DETAIL & PRIOR YEAR COMPARISON

Description	2022-23 Estimated Actuals	2023-24 July Budget	Change From Prior Cycle	Notes/Comments
2150 Instructional Aides Stipends	8,818	3,500	(5,318)	
2200 Pupil Support Administration	106,228	116,556	10,328	
2250 Pupil Support Stipends	3,000	-	(3,000)	
2300 Classified Administrators	167,619	183,350	15,731	
2350 Classified Administrator Stipends	1,000	500	(500)	
2400 Clerical & Technical Staff	108,475	95,500	(12,976)	
2450 Clerical & Technical Stipends	1,640	500	(1,140)	
TTL Non - Certificated Salaries	672,248	789,299	117,051	
3000 - Employee Benefits				
3101 STRS Certificated	370,735	431,566	60,831	
3201 PERS Certificated	48,185	48,433	248	
3202 PERS Classified	164,141	199,662	35,521	
3301 OASDI/Medicare	86,520	97,250	10,729	
3401 Health Care Certificated	184,307	211,033	26,726	
3402 Health Care Classified	80,169	103,277	23,108	
3501 Unemployment Insurance	14,717	16,659	1,942	
3601 Workers' Comp Certificated	20,588	30,512	9,924	
3602 Workers' Comp Classified	6,510	9,472	2,962	
TTL Employee Benefits	975,872	1,147,863	171,992	
4000 - Books/Supplies/Materials				
4100 Textbooks & Core Curriculum	75,000	75,000	-	
4310 Materials & Supplies	50,000	50,000	-	
4320 Office Supplies	20,000	20,000	-	
4330 Meals & Events	12,000	11,000	(1,000)	
4350 Other Supplies - Materials & Supplies	7,500	7,500	-	
4400 Non - Capitalized Equipment	48,149	47,878	(271)	
4480 Capital Equipment Purchases	9,622	-	(9,622)	
TTL Books/Supplies/Materials	222,271	211,378	(10,893)	

Dixon Montessori Charter School
2023-24 July Budget
BUDGET DETAIL & PRIOR YEAR COMPARISON

Description	2022-23 Estimated Actuals	2023-24 July Budget	Change From Prior Cycle	Notes/Comments
5000 - Services & Operations				
5100 Subagreements For Services	225,000	250,000	25,000	
5200 Travel & Conferences	54,654	44,654	(10,000)	
5210 Mileage Reimbursements	500	500	-	
5300 Dues & Memberships	15,528	15,500	(28)	
5400 Insurance	69,000	73,000	4,000	
5500 Operations & Housekeeping	16,000	16,000	-	
5510 Utilities (General)	53,967	53,967	-	
5610 Facility Rents & Leases	175,117	175,697	580	
5620 Equipment Leases	17,000	17,000	-	
5630 Maintenance & Repair	10,000	10,000	-	
5800 Professional Services - Non - instructional	7,500	7,500	-	
5810 Legal	42,038	30,000	(12,038)	
5820 Audit & CPA	19,845	19,845	-	
5825 DMS Business Services	106,920	106,920	-	
5830 Non - Instructional Software Licenses/Fees	12,500	12,500	-	
5835 Field Trips - Bus Transportations	35,000	35,000	-	
5840 Advertising & Recruitment	1,100	1,100	-	
5850 Oversight Fees	45,013	48,420	3,408	
5860 Service Fees	5,000	5,000	-	
5870 Livescan Fingerprinting	1,200	1,200	-	
5910 Telephone	7,500	7,500	-	
5920 Internet	3,300	3,300	-	
5930 Postage	300	300	-	
TTL Services & Operations	923,981	934,903	10,922	
6000 - Capital Outlay				
6900 Depreciation	18,150	17,164	(986)	
TTL Capital Outlay	18,150	17,164	(986)	
TTL Other Outgo	-	-	-	
TTL EXPENDITURES	5,056,662	5,643,263	586,600	
Revenues less Expenditures	364,315	275,948	(88,368)	
Beginning Fund Balance	2,189,005	2,553,320		
Net Revenues	364,315	275,948		
ENDING BALANCE	2,553,320	2,829,268		
ENDING BALANCE AS % OF OUTGO	50.5%	50.1%		